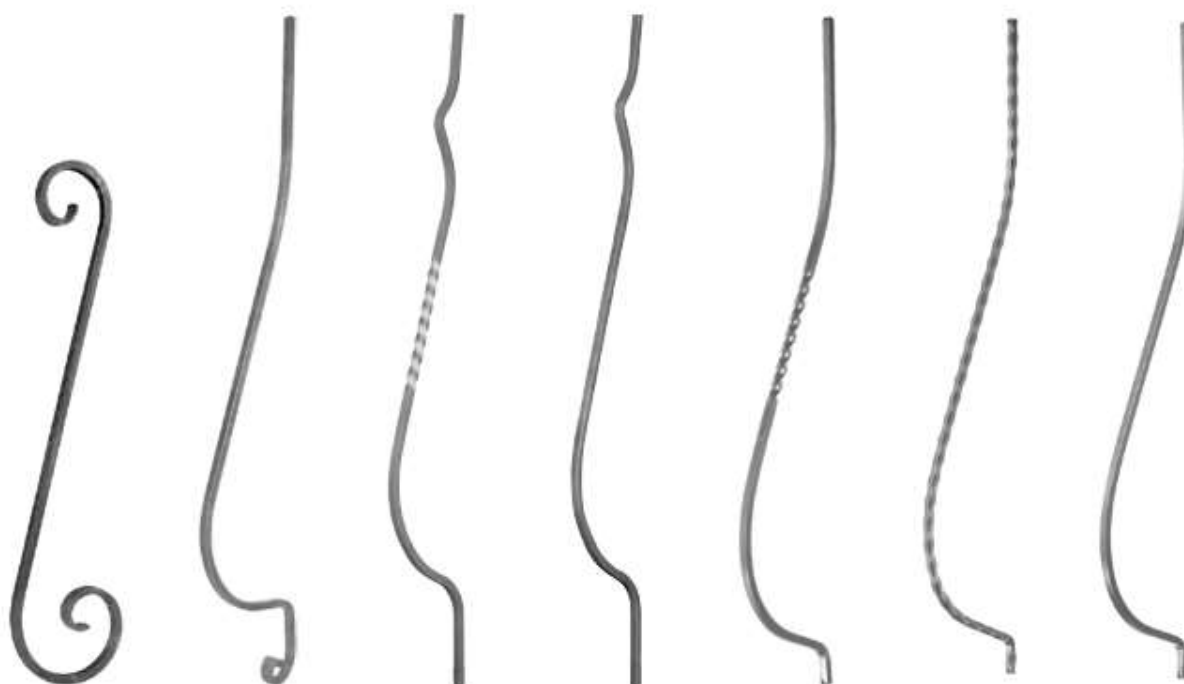


TRALKI, SŁUPY




NR ART	04.010 *	04.011 *	04.012	04.014 *	04.016	04.025	04.040	04.045
H x L (mm)	900 x 155	900 x 155	900 x 155	800 x 135	800 x 135	∅ 20 x 5	□ 12 x 12	□ 12 x 12
∅ (mm)	∅ 25 x 4	∅ 30 x 4	∅ 40 x 4	∅ 25 x 4	∅ 40 x 4	700 x 235	790 x 120	790 x 120
W (kg)	1,060	1,280	1,650	1,000	1,500	1,920	0,960	0,960




NR ART	04.057.01	04.070 *	04.075	04.083	04.098.25	04.103	04.106.05
∅ / □ (mm)	□ 12 x 12	□ 12 x 12	□ 12 x 12	□ 12 x 12	□ 12 x 12	□ 12 x 12	□ 12 x 12
H x L (mm)	750 x 200	950 x 200	950 x 125	950 x 125	950 x 200	950 x 200	950 x 200
W (kg)	1,470	1,360	1,150	1,150	1,200	1,120	1,200



NR ART	04.110.05	06.013 *	06.053	09.516.08 *	09.516.10 *
□ (mm)	□ 12 x 12	□ 12 x 12	□ 12 x 12	□ 12 x 12	□ 12 x 12
H x L (mm)	950 x 200	950 x 125	950 x 200	950 x 200	950 x 200
W (kg)	1,240	1,100	1,150	1,200	1,200



NR ART	05.045	05.046	05.067	05.068	05.076	05.085
□ (mm)	□ 12 x 12	□ 12 x 12	□ 12 x 12	□ 12 x 12	□ 12 x 12	□ 12 x 12
H x L (mm)	950	950	950 x 150	950 x 150	950 x 180	950 x 250
W (kg)	1,100	1,100	1,850	1,460	2,400	2,950



NR ART	05.123	05.124	05.124.02	05.124.04	05.130	05.131	05.142
□ (mm)	□ 12 x 12	□ 12 x 12	□ 12 x 12	□ 12 x 12	□ 12 x 12	□ 12 x 12	▯ 12 x 6
H x L (mm)	950	950	950	950	950 x 170	950 x 170	860 x 360
W (kg)	1,100	1,220	1,100	1,200	1,400	1,700	2,150



NR ART	07.301.10	07.301.11	07.302.16	07.302.17	07.303.01	07.307.01
∅/□ (mm)	□ 16 x 16	∅ 14	∅ 14	∅ 14	∅ 14	∅ 14
H x L (mm)	760 x 200	950 x 90	900 x 270	950 x 200	950 x 275	950 x 180
W (kg)	4,650	2,340	3,420	2,540	2,200	2,220
NR ART		07.301.12 *		07.302.18	07.303.02	
□ (mm)		□ 12 x 12		□ 12 x 12	□ 12 x 12	
H x L (mm)		950 x 90		950 x 200	950 x 275	
W (kg)		2,340		2,540	2,200	



NR ART			07.310.01	07.317.01 *		07.319.01 *
∅ (mm)			∅14	∅14		∅14
H x L (mm)			950 x 200	950 x 250		950 x 200
W (kg)			2,700	2,520		2,200
NR ART	07.308.02 *	07.309.02	07.310.02 *	07.317.02 *	07.318.02 *	07.319.02 *
□ (mm)	□ 12 x 12	□ 12 x 12	□ 12 x 12	□ 12 x 12	□ 12 x 12	□ 12 x 12
H x L (mm)	950 x 180	950 x 195	950 x 200	950 x 250	950 x 210	950 x 200
W (kg)	2,280	2,300	2,700	2,520	2,040	2,200



NR ART	09.211	09.220	09.509	09.510	09.510.03	09.510.04	09.510.05	09.510.06
□ / ∅ (mm)	□ 12 x 12	□ 12 x 12	∅ 14	∅ 14	□ 14 x 14	□ 14 x 14	□ 12 x 12	□ 12 x 12
H (mm)	900	900	950	950	950	950	950	950
W (kg)	1,030	1,030	1,180	1,260	1,550	1,700	1,080	1,200



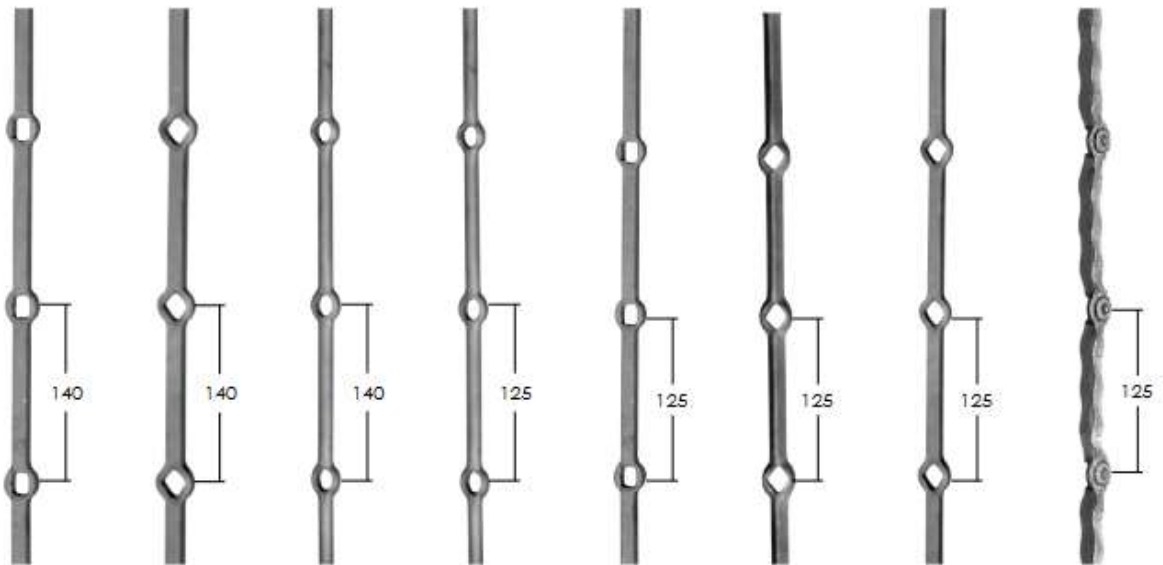
NR ART	09.515 *	09.516.01 *	09.516.02 *	09.516.03 *	09.516.04 *	09.626	09.628	09.632	09.633
□ (mm)	□ 12 x 12	□ 12 x 12	□ 12 x 12	□ 12 x 12	□ 12 x 12	□ 12 x 12	□ 12 x 12	□ 12 x 12	□ 12 x 12
H (mm)	950	1000	1000	1000	1000	950	950	950	950
W (kg)	1,200	1,200	1,100	1,200	1,100	1,030	1,030	1,080	1,080



NR ART	11.002	11.003	11.011.01	11.011.02	11.012	11.017.01	11.017.02	11.036	11.037
□ / ∅ (mm)	□ 14 x 14	□ 14 x 14	□ 14 x 14	□ 14 x 14	□ 14/20	∅12	∅12	□ 14 x 14	□ 14 x 14
H (mm)	950	950	1000	1000	950	1000	1000	950	950
W (kg)	1,350	1,640	1,250	1,640	1,960	1,050	1,250	1,580	1,900



NR ART	11.048	11.053.21	11.054	11.055	11.057	11.059	11.061	11.312.02	11.312.03
□ (mm)	□ 25 x 25	□ 25 x 25	□ 25 x 25	□ 25 x 25	□ 25 x 25	□ 25 x 25	□ 25 x 25	□ 30 x 30	□ 30 x 30
H (mm)	1200	1200	1200	1200	1200	1200	1200	1000	1000
W (kg)	5,900	5,800	7,460	4,750	6,740	5,600	5,600	9,500	9,100



NR ART	08.001	08.013	08.023	08.115	08.119	08.123	08.127	08.105
□ (mm)	□ 14 x 14	□ 14 x 14	∅ 14 x 14	∅ 14 x 14	□ 14 x 14	◇ 14 x 14	□ 14 x 14	□ 14 x 14
H (mm)	2000	2000	2000	2000	2000	2000	2000	2000
Otw.	□ 14 / 14 otw.	◇ 14 / 14 otw.	∅ 14 / 14 otw.	∅ 14 / 15 otw.	□ 14 / 15 otw.	◇ 14 / 14 otw.	◇ 14 / 14 otw.	
W (kg)	3,080	3,080	2,420	2,420	3,080	3,080	3,080	2,780